

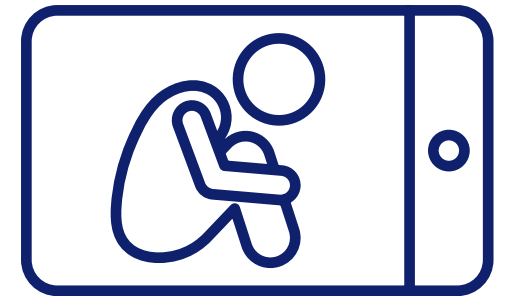





Start here >

Education for a Connected World – 2020 edition

A framework to equip children and young people for digital life





Self-image and identity

This strand explores the differences between online and offline identity beginning with self-awareness, shaping online identities and media influence in propagating stereotypes.

It identifies effective routes for reporting and support and explores the impact of online technologies on self-image and behaviour.



Self-image and identity

I can explain what is meant by the term 'identity'.	I can explain how my online identity can be different to my offline identity.	I can explain how identity online can be copied, modified or altered.	I can identify and critically evaluate online content relating to gender, race, religion, disability, culture and other groups, and explain why it is important to challenge and reject inappropriate representations online.
I can explain how people can represent themselves in different ways online.	I can describe positive ways for someone to interact with others online and understand how this will positively impact on how others perceive them.	I can demonstrate how to make responsible choices about having an online identity, depending on context.	
I can explain ways in which someone might change their identity depending on what they are doing online (e.g. gaming; using an avatar ; social media) and why.	I can explain that others online can pretend to be someone else, including my friends, and can suggest reasons why they might do this.		I can describe issues online that could make anyone feel sad, worried, uncomfortable or frightened. I know and can give examples of how to get help, both on and offline.
			I can explain the importance of asking until I get the help needed.

It is important that learning outcomes are interpreted within contexts that are relevant to the learner's experience and are achieved through learning that is matched to the readiness of the learner.

4 - 7

7 - 11

11 - 14

14 - 18



Online relationships

This strand explores how technology shapes communication styles and identifies strategies for positive relationships in online communities. It offers opportunities to discuss relationships, respecting, giving and denying consent and behaviours that may lead to harm and how positive online interaction can empower and amplify voice.



Online relationships

I can describe ways people who have similar likes and interests can get together online.	I can describe strategies for safe and fun experiences in a range of online social environments (e.g. livestreaming , gaming platforms).	I can give examples of technology-specific forms of communication (e.g. emojis, memes and GIFs).	I can explain how sharing something online may have an impact either positively or negatively.
I can explain what it means to 'know someone' online and why this might be different from knowing someone offline.	I can give examples of how to be respectful to others online and describe how to recognise healthy and unhealthy online behaviours.	I can explain that there are some people I communicate with online who may want to do me or my friends harm. I can recognise that this is not my / our fault.	I can describe how to be kind and show respect for others online including the importance of respecting boundaries regarding what is shared about them online and how to support them if others do not.
I can explain what is meant by 'trusting someone online', why this is different from 'liking someone online', and why it is important to be careful about who to trust online including what information and content they are trusted with.	I can explain how content shared online may feel unimportant to one person but may be important to other people's thoughts feelings and beliefs.	I can describe some of the ways people may be involved in online communities and describe how they might collaborate constructively with others and make positive contributions. (e.g. gaming communities or social media groups).	I can describe how things shared privately online can have unintended consequences for others. e.g. screen-grabs .
I can explain why someone may change their mind about trusting anyone with something if they feel nervous, uncomfortable or worried.		I can explain how someone can get help if they are having problems and identify when to tell a trusted adult.	I can explain that taking or sharing inappropriate images of someone (e.g. embarrassing images), even if they say it is okay, may have an impact for the sharer and others; and who can help if someone is worried about this.
I can explain how someone's feelings can be hurt by what is said or written online.		I can demonstrate how to support others (including those who are having difficulties) online.	
I can explain the importance of giving and gaining permission before sharing things online; how the principles of sharing online is the same as sharing offline e.g. sharing images and videos.			


It is important that learning outcomes are interpreted within contexts that are relevant to the learner's experience and are achieved through learning that is matched to the readiness of the learner.

4 - 7

7 - 11

11 - 14

14 - 18



Online reputation

This strand explores the concept of reputation and how others may use online information to make judgements. It offers opportunities to develop strategies to manage personal digital content effectively and capitalise on technology's capacity to create effective positive profiles.



Online reputation

I can explain how to search for information about others online.	I can describe how to find out information about others by searching online.	I can search for information about an individual online and summarise the information found.	I can explain the ways in which anyone can develop a positive online reputation.
I can give examples of what anyone may or may not be willing to share about themselves online. I can explain the need to be careful before sharing anything personal.	I can explain ways that some of the information about anyone online could have been created, copied or shared by others.	I can describe ways that information about anyone online can be used by others to make judgments about an individual and why these may be incorrect.	I can explain strategies anyone can use to protect their ' digital personality ' and online reputation, including degrees of anonymity .
I can explain who someone can ask if they are unsure about putting something online.			

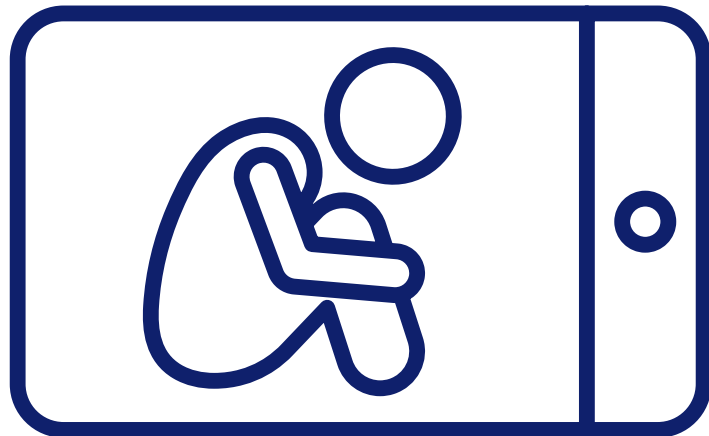
It is important that learning outcomes are interpreted within contexts that are relevant to the learner's experience and are achieved through learning that is matched to the readiness of the learner.

4 - 7

7 - 11

11 - 14

14 - 18



Online bullying

This strand explores bullying and other online aggression and how technology impacts those issues. It offers strategies for effective reporting and intervention and considers how bullying and other aggressive behaviour relates to legislation.



Online bullying

I can describe appropriate ways to behave towards other people online and why this is important.

I can give examples of how bullying behaviour could appear online and how someone can get support.

I can recognise when someone is upset, hurt or angry online.

I can describe ways people can be bullied through a range of media (e.g. image, video, text, **chat**).

I can explain why people need to think carefully about how content they post might affect others, their feelings and how it may affect how others feel about them (their reputation).

I can recognise online bullying can be different to bullying in the physical world and can describe some of those differences.

I can describe how what one person perceives as playful joking and teasing (including **'banter'**) might be experienced by others as bullying.

I can explain how anyone can get help if they are being bullied online and identify when to tell a trusted adult.

I can identify a range of ways to report concerns and access support both in school and at home about online bullying.

I can explain how to block abusive users.

I can describe the **helpline services** which can help people experiencing bullying, and how to access them (e.g. Childline or The Mix).

I can describe how to capture bullying content as evidence (e.g. **screen-grab, URL, profile**) to share with others who can help me.

I can explain how someone would report online bullying in different contexts.


It is important that learning outcomes are interpreted within contexts that are relevant to the learner's experience and are achieved through learning that is matched to the readiness of the learner.

4 - 7

7 - 11

11 - 14

14 - 18



Managing online information

This strand explores how online information is found, viewed and interpreted. It offers strategies for effective searching, critical evaluation of data, the recognition of risks and the management of online threats and challenges. It explores how online threats can pose risks to our physical safety as well as online safety. It also covers learning relevant to ethical publishing.



Managing online information

I can demonstrate how to use key phrases in search engines to gather accurate information online.

I can explain what **autocomplete** is and how to choose the best suggestion.

I can explain how the internet can be used to sell and buy things.

I can explain the difference between a 'belief', an 'opinion' and a 'fact' and can give examples of how and where they might be shared online, e.g. in videos, memes, posts, news stories etc.

I can explain that not all opinions shared may be accepted as true or fair by others (e.g. monsters under the bed).

I can describe and demonstrate how we can get help from a trusted adult if we see content that makes us feel sad, uncomfortable worried or frightened.

I can analyse information to make a judgement about probable accuracy and I understand why it is important to make my own decisions regarding content and that my decisions are respected by others.

I can describe how to search for information within a wide group of technologies and make a judgement about the probable accuracy (e.g. social media, image sites, video sites).

I can describe some of the methods used to encourage people to buy things online (e.g. advertising offers; **in-app purchases**, **pop-ups**) and can recognise some of these when they appear online.

I can explain why lots of people sharing the same opinions or beliefs online do not make those opinions or beliefs true.

I can explain that technology can be designed to act like or impersonate living things (e.g. **bots**) and describe what the benefits and the risks might be.

I can explain what is meant by **fake news** e.g. why some people will create stories or alter photographs and put them online to pretend something is true when it isn't.

I can explain the benefits and limitations of using different types of search technologies e.g. voice-activation search engine. I can explain how some technology can limit the information I aim presented with e.g. voice-activated searching giving one result.

I can explain what is meant by 'being **sceptical**'; I can give examples of when and why it is important to be 'sceptical'.

I can evaluate digital content and can explain how to make choices about what is trustworthy e.g. differentiating between adverts and search results.

I can explain key concepts including: information, reviews, fact, opinion, belief, validity, reliability and evidence.

I can identify ways the internet can draw us to information for different agendas, e.g. website notifications, **pop-ups**, targeted ads.

I can explain how search engines work and how results are selected and ranked.

I can explain how to use search technologies effectively.

I can describe how some online information can be opinion and can offer examples.

I can explain how and why some people may present 'opinions' as 'facts'; why the popularity of an opinion or the personalities of those promoting it does not necessarily make it true, fair or perhaps even legal.

I can define the terms 'influence', 'manipulation' and 'persuasion' and explain how someone might encounter these online (e.g. advertising and '**ad targeting**' and targeting for **fake news**).

I understand the concept of **persuasive design** and how it can be used to influences peoples' choices.

It is important that learning outcomes are interpreted within contexts that are relevant to the learner's experience and are achieved through learning that is matched to the readiness of the learner.

4 - 7

7 - 11

11 - 14

14 - 18



Managing online information

I can describe ways of identifying when online content has been commercially sponsored or boosted, (e.g. by commercial companies or by **vloggers, content creators, influencers**).

I can explain what is meant by the term 'stereotype', how 'stereotypes' are amplified and reinforced online, and why accepting 'stereotypes' may influence how people think about others.

I can describe how **fake news** may affect someone's emotions and behaviour, and explain why this may be harmful.

I can explain what is meant by a '**hoax**'.
I can explain why someone would need to think carefully before they share.

I can demonstrate how to analyse and evaluate the validity of 'facts' and information and I can explain why using these strategies are important.

I can explain how companies and news providers target people with online news stories they are more likely to engage with and how to recognise this.

I can describe the difference between on-line **misinformation** and **dis-information**.

I can explain why information that is on a large number of sites may still be inaccurate or untrue. I can assess how this might happen (e.g. the sharing of misinformation or disinformation).

I can identify, flag and report inappropriate content.

It is important that learning outcomes are interpreted within contexts that are relevant to the learner's experience and are achieved through learning that is matched to the readiness of the learner.

4 - 7

7 - 11

11 - 14

14 - 18



Health, well-being and lifestyle

This strand explores the impact that technology has on health, well-being and lifestyle e.g. mood, sleep, body health and relationships. It also includes understanding negative behaviours and issues amplified and sustained by online technologies and the strategies for dealing with them.



Health, well-being and lifestyle

<p>I can explain why spending too much time using technology can sometimes have a negative impact on anyone, e.g. mood, sleep, body, relationships; I can give some examples of both positive and negative activities where it is easy to spend a lot of time engaged (e.g. doing homework, games, films, videos).</p>	<p>I can explain how using technology can be a distraction from other things, in both a positive and negative way.</p>	<p>I can describe ways technology can affect health and well-being both positively (e.g. mindfulness apps) and negatively.</p>	<p>I can describe common systems that regulate age-related content (e.g. PEGI, BBFC, parental warnings) and describe their purpose.</p>
<p>I can explain why some online activities have age restrictions, why it is important to follow them and know who I can talk to if others pressure me to watch or do something online that makes me feel uncomfortable (e.g. age restricted gaming or web sites).</p>	<p>I can identify times or situations when someone may need to limit the amount of time they use technology e.g. I can suggest strategies to help with limiting this time.</p>	<p>I can describe some strategies, tips or advice to promote health and well-being with regards to technology.</p>	<p>I recognise and can discuss the pressures that technology can place on someone and how / when they could manage this.</p>
		<p>I recognise the benefits and risks of accessing information about health and well-being online and how we should balance this with talking to trusted adults and professionals.</p>	<p>I can recognise features of persuasive design and how they are used to keep users engaged (current and future use).</p>
		<p>I can explain how and why some apps and games may request or take payment for additional content (e.g. in-app purchases, lootboxes) and explain the importance of seeking permission from a trusted adult before purchasing.</p>	<p>I can assess and action different strategies to limit the impact of technology on health (e.g. night-shift mode, regular breaks, correct posture, sleep, diet and exercise).</p>

It is important that learning outcomes are interpreted within contexts that are relevant to the learner's experience and are achieved through learning that is matched to the readiness of the learner.

4 - 7

7 - 11

11 - 14

14 - 18



Privacy and security

This strand explores how personal online information can be used, stored, processed and shared. It offers both behavioural and technical strategies to limit impact on privacy and protect data and systems against compromise.



Privacy and security

I can describe simple strategies for creating and keeping passwords private.	I can describe strategies for keeping personal information private, depending on context.	I can explain what a strong password is and demonstrate how to create one.	I can describe effective ways people can manage passwords (e.g. storing them securely or saving them in the browser).
I can give reasons why someone should only share information with people they choose to and can trust. I can explain that if they are not sure or feel pressured then they should tell a trusted adult.	I can explain that internet use is never fully private and is monitored, e.g. adult supervision.	I can explain how many free apps or services may read and share private information (e.g. friends, contacts, likes , images, videos, voice, messages, geolocation) with others.	I can explain what to do if a password is shared, lost or stolen.
I can describe how connected devices can collect and share anyone's information with others.	I can describe how some online services may seek consent to store information about me; I know how to respond appropriately and who I can ask if I am not sure.	I can explain what app permissions are and can give some examples.	I can describe how and why people should keep their software and apps up to date, e.g. auto updates.
	I know what the digital age of consent is and the impact this has on online services asking for consent.		I can describe simple ways to increase privacy on apps and services that provide privacy settings.
			I can describe ways in which some online content targets people to gain money or information illegally; I can describe strategies to help me identify such content (e.g. scams , phishing).
			I know that online services have terms and conditions that govern their use.


It is important that learning outcomes are interpreted within contexts that are relevant to the learner's experience and are achieved through learning that is matched to the readiness of the learner.

4 - 7

7 - 11

11 - 14

14 - 18



Copyright and ownership

This strand explores the concept of ownership of online content. It explores strategies for protecting personal content and crediting the rights of others as well as addressing potential consequences of illegal access, download and distribution.



Copyright and ownership

I can explain why copying someone else's work from the internet without permission isn't fair and can explain what problems this might cause.

When searching on the internet for content to use, I can explain why I need to consider who owns it and whether I have the right to reuse it.

I can give some simple examples of content which I must not use without permission from the owner, e.g. videos, music, images.

I can assess and justify when it is acceptable to use the work of others.

I can give examples of content that is permitted to be reused and know how this content can be found online.

I can demonstrate the use of search tools to find and access online content which can be reused by others.

I can demonstrate how to make references to and acknowledge sources I have used from the internet.

It is important that learning outcomes are interpreted within contexts that are relevant to the learner's experience and are achieved through learning that is matched to the readiness of the learner.

4 - 7

7 - 11

11 - 14

14 - 18